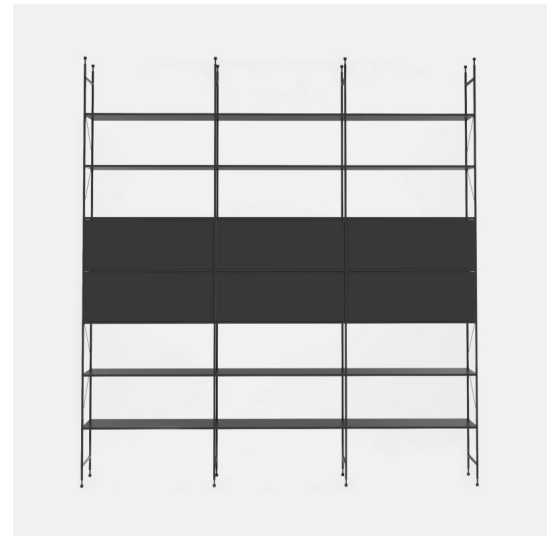


mdf italia



© COPYRIGHT 2024 MDF ITALIA SRL SOCIETA' UNIPERSONALE

2019

MINIMA 3.0 ROOM DIVIDER

Designed by Bruno Fattorini

Minima 3.0 by Metrica - design Bruno Fattorini.

More than just a bookcase, Minima 3.0 Room Divider is a versatile system made of 100% recyclable aluminum in 4 different finishes - white, graphite gray, shadow grey and pearl nickel - suitable for different functions. Thanks to the floor and ceiling fixing system, it is also ideal as a dividing bookcase in the center of the room to separate rooms in an elegant and light way.

Minima 3.0 Room Divider allows you to create custom compositions that adapt to all spaces. Three columns in the widths 60, 90 and 120 cm allow you to create compositions up to 7 meters long and 3 meters high. Storage units with door, flap opening door, drawers or open in different finishes are the accessories to integrate this system, which fits perfectly in both home and work environments.

A version of Minima that represents very well the new role of the bookstore over the last decade: from book storage unit, it has turned into a display cabinet, thus inaugurating an aesthetics aimed at lightness that combines multiple functions.

STRUCTURE

Frame and shelves made of extruded aluminium and assembled by mean of a concealed joining system, giving the structure stability and a special load resistance. Depth 33cm. Frame in aluminium, section 1.5x1.5 cm and shelf 1.5 cm.

End frames are equipped with an extruded aluminium pressure cap. Minima 3.0 in the Room Divider version comes in six heights: 250 / 260 / 270 / 280 / 290 / 300 cm. The first shelf is set at a variable height, depending on the composition.

The frames are equipped with a fixing pin for adjustments. Inner height of compartments is always 35 cm. Max. 6 columns as per compositions. Other heights available upon request: 230 / 240 / 310 / 320 cm.

Download below the product sheet for more information.

CABINETS D33

BASIC CABINETS

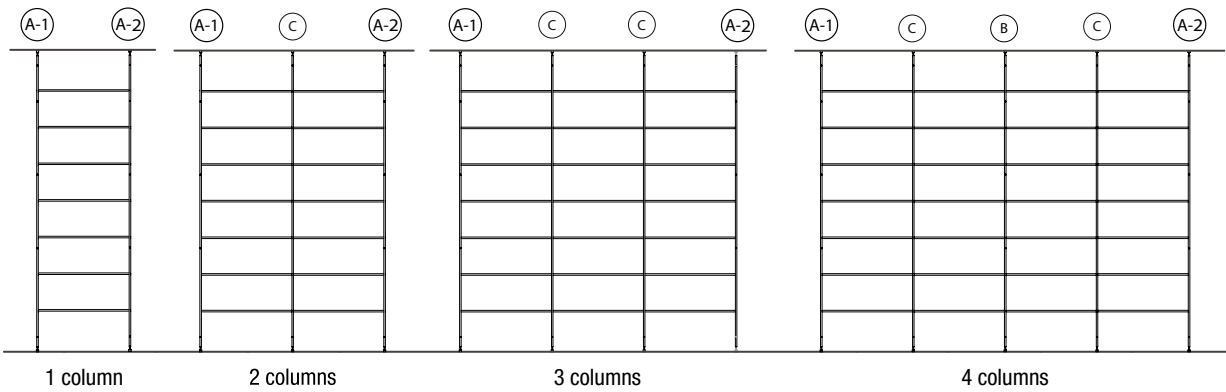
The cabinets can be with open, flap opening doors or drawers. They are simply resting inside the structure and are repositionable quite easily, thus allowing to meet any storage requirements as desired and to choose your own lifestyle by using different colours.

EXTRA CABINETS

Minima 3.0 now sees the addition of a new storage unit that brings this historic shelving bang up to date and in line with new architectonic and contemporary living styles. Formality, minimalism, careful details and new finishes are the signature features confirmed and innovated in the new units added to the existing ones. The door is further enhanced by two main materials: rearlacquered glass and grooved Cimento®.

MINIMA 3.0 ROOM DIVIDER

EXAMPLE OF CONFIGURATION WITH 7 SHELVES

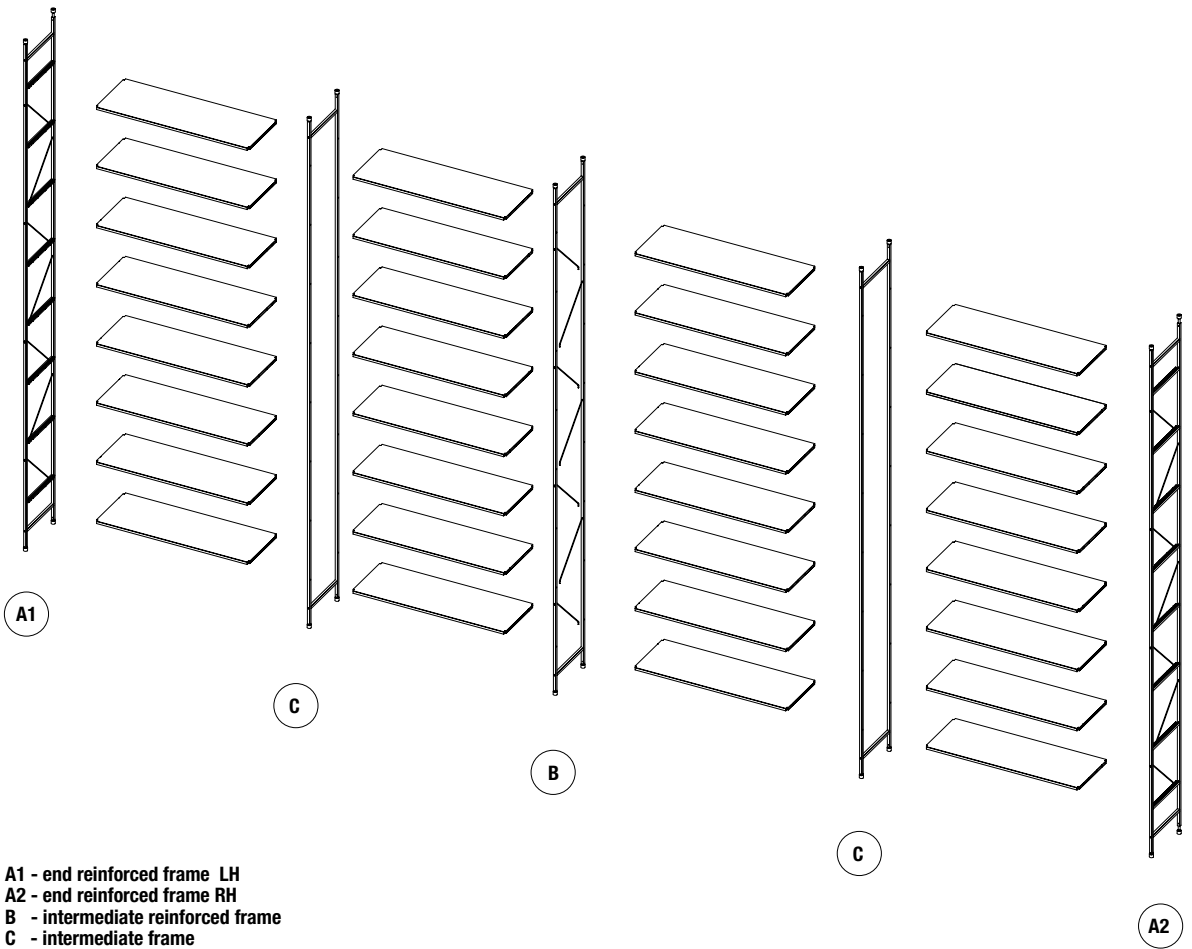


Width of the compositions and pairing of the shelves

60	120 (60+60)	180 (60+60+60)	240 (60+60+60+60)
90	180 (90+90)	270 (90+90+90)	360 (90+90+90+90)
120	240 (120+120)	360 (120+120+120)	480 (120+120+120+120)

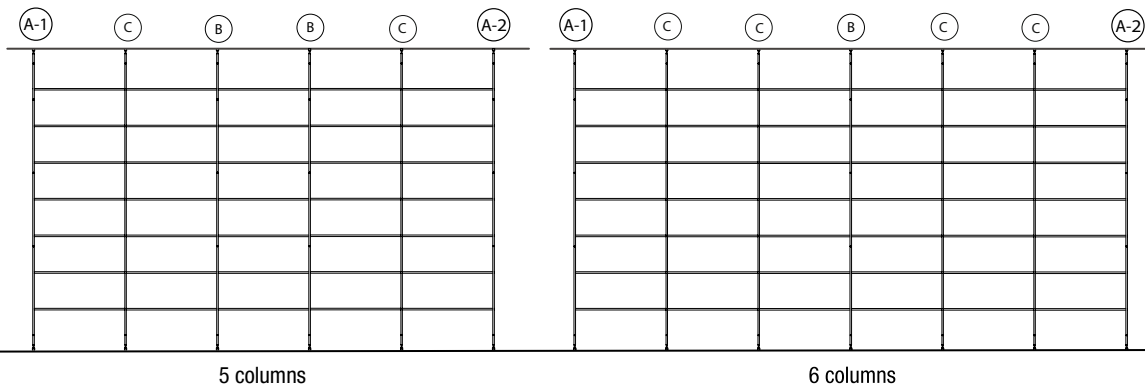
IMPORTANT: Compositions max 6 columns. Mixed compositions, eg: 60 + 90 + 60, are not allowed

LIST OF COMPONENTS OF THE END FRAME



MINIMA 3.0 ROOM DIVIDER

EXAMPLE OF CONFIGURATION WITH 7 SHELVES



Width of the compositions and pairing of the shelves

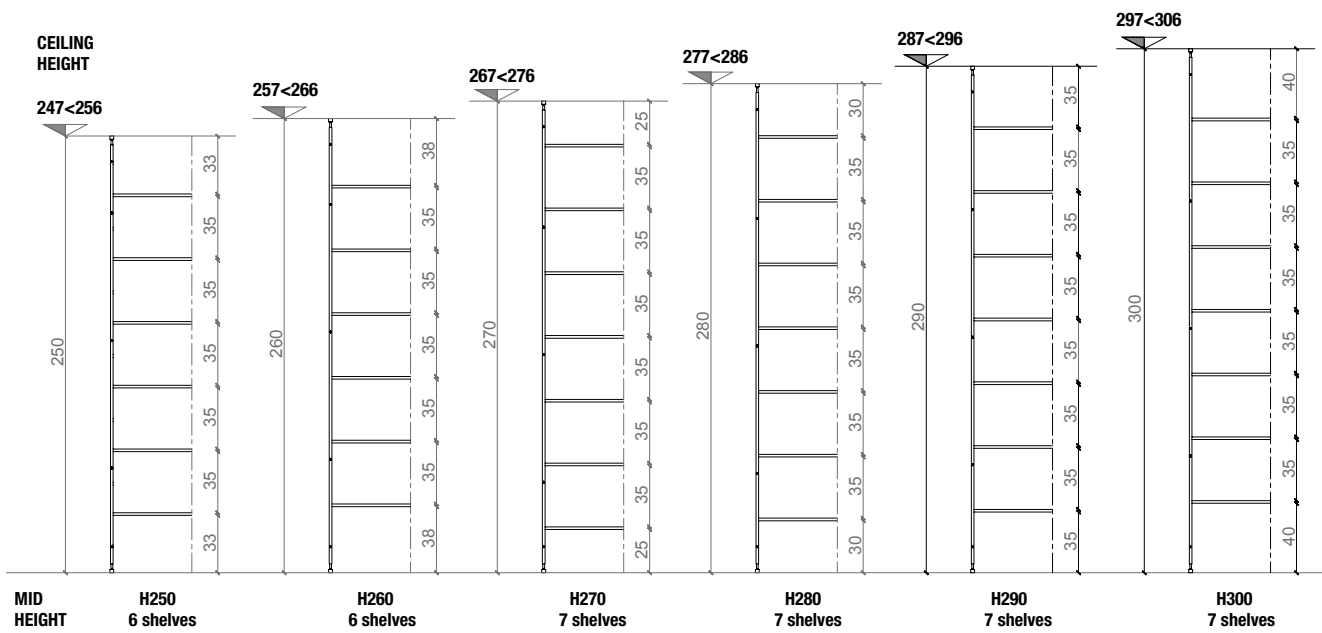


IMPORTANT: Compositions max 6 columns. Mixed compositions, eg: 60 + 90 + 60, are not allowed

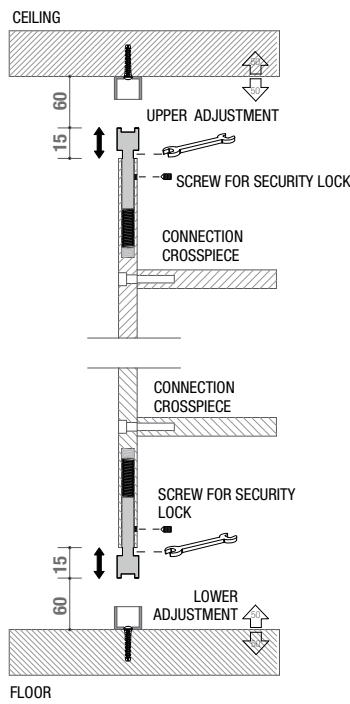
No. columns	height	A1 reinforced end frame L	A2 reinforced end frame R	B reinforced intermediate frame	C intermediate frame	shelf D33	hanging shelf D33	end shelf L D33	end shelf R D33
1 column	H250	1	1	-	-	1	5	-	-
	H260	1	1	-	-	1	5	-	-
	H270	1	1	-	-	1	6	-	-
	H280	1	1	-	-	1	6	-	-
	H290	1	1	-	-	1	6	-	-
	H300	1	1	-	-	1	6	-	-
2 columns	H250	1	1	-	1	2	-	5	5
	H260	1	1	-	1	2	-	5	5
	H270	1	1	-	1	2	-	6	6
	H280	1	1	-	1	2	-	6	6
	H290	1	1	-	1	2	-	6	6
	H300	1	1	-	1	2	-	6	6
3 columns	H250	1	1	-	2	8	-	5	5
	H260	1	1	-	2	8	-	5	5
	H270	1	1	-	2	9	-	6	6
	H280	1	1	-	2	9	-	6	6
	H290	1	1	-	2	9	-	6	6
	H300	1	1	-	2	9	-	6	6
4 columns	H250	1	1	1	2	4	-	10	10
	H260	1	1	1	2	4	-	10	10
	H270	1	1	1	2	4	-	12	12
	H280	1	1	1	2	4	-	12	12
	H290	1	1	1	2	4	-	12	12
	H300	1	1	1	2	4	-	12	12
5 camptate	H250	1	1	2	2	5	5	10	10
	H260	1	1	2	2	5	5	10	10
	H270	1	1	2	2	5	6	12	12
	H280	1	1	2	2	5	6	12	12
	H290	1	1	2	2	5	6	12	12
	H300	1	1	2	2	5	6	12	12
6 camptate	H250	1	1	1	4	16	-	10	10
	H260	1	1	1	4	16	-	10	10
	H270	1	1	1	4	18	-	12	12
	H280	1	1	1	4	18	-	12	12
	H290	1	1	1	4	18	-	12	12
	H300	1	1	1	4	18	-	12	12

MINIMA 3.0 ROOM DIVIDER

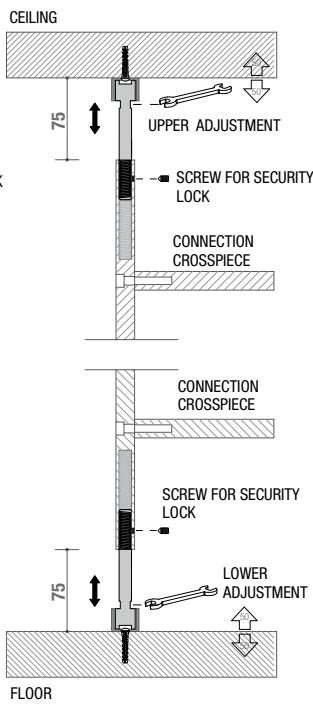
HEIGHTS



MINIMUM ADJUSTMENT

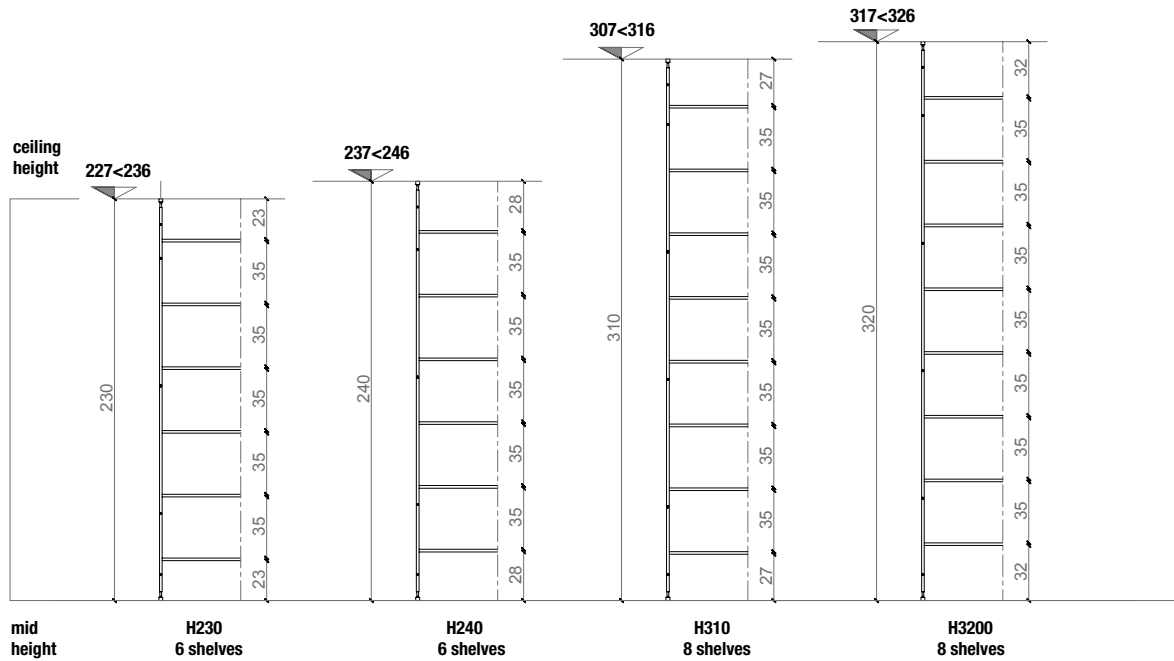


MAXIMUM ADJUSTMENT



MINIMA 3.0 ROOM DIVIDER

HEIGHTS ON REQUEST



ELEMENTS NEEDED FOR CUSTOM HEIGHTS

No. columns		A1		A2		B		C		shelf D33	hanging shelf D33	end shelf L D33	end shelf R D33
		height	reinforced end frame L	reinforced end frame R	reinforced intermediate frame	intermediate frame	intermediate frame	intermediate frame	intermediate frame				
1 column	H230	1	1	1	-	-	-	1	5	-	-	-	-
	H240	1	1	1	-	-	-	1	5	-	-	-	-
	H310	1	1	1	-	-	-	1	7	-	-	-	-
	H320	1	1	1	-	-	-	1	7	-	-	-	-
2 columns	H230	1	1	1	-	1	2	2	-	5	5	5	5
	H240	1	1	1	-	1	2	2	-	5	5	5	5
	H310	1	1	1	-	1	2	2	-	7	7	7	7
	H320	1	1	1	-	1	2	2	-	7	7	7	7
3 columns	H230	1	1	1	-	2	8	2	-	5	5	5	5
	H240	1	1	1	-	2	8	2	-	5	5	5	5
	H310	1	1	1	-	2	10	2	-	7	7	7	7
	H320	1	1	1	-	2	10	2	-	7	7	7	7
4 columns	H230	1	1	1	1	2	4	2	-	10	10	10	10
	H240	1	1	1	1	2	4	2	-	10	10	10	10
	H310	1	1	1	1	2	4	2	-	14	14	14	14
	H320	1	1	1	1	2	4	2	-	14	14	14	14
5 columns	H230	1	1	1	2	2	5	2	5	10	10	10	10
	H240	1	1	1	2	2	5	2	5	10	10	10	10
	H310	1	1	1	2	2	5	2	7	14	14	14	14
	H320	1	1	1	2	2	5	2	7	14	14	14	14
6 columns	H230	1	1	1	1	4	16	4	-	10	10	10	10
	H240	1	1	1	1	4	16	4	-	10	10	10	10
	H310	1	1	1	1	4	20	4	-	14	14	14	14
	H320	1	1	1	1	4	20	4	-	14	14	14	14

NB: feasibility, prices and delivery times are to be verified with our Sales Department


Finishing

The number in the dot corresponds to the number of colour/material finish.

Here below, in the section FINISH OPTIONS, please note all the colours of the materials used for this product.

SYSTEM

Structure



Matt painted

Cabinet



Open units



Basic flap door and drawers




Extra flap door and drawers

Finish options

STRUCTURE

Matt painted



Matt painted
white X053



Matt painted
graphite grey
X054



Matt painted
shadow grey
X122



Matt painted
nickel pearl
X123

CABINET

Open units



Matt
lacquered
navy blue
X165



Matt
lacquered
avio blue
X050




Matt
lacquered
English green
X164



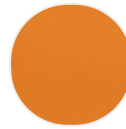
Matt
lacquered
green X049




Matt
lacquered
burgundy
X163



Matt
lacquered
dark red X046



Matt
lacquered
orange X047



Matt
lacquered
mustard
yellow X048



Matt
lacquered
dune X162



Matt
lacquered
white X042



Fine wood,
Italian walnut
X119



Matt
lacquered
shadow grey



Matt
lacquered
nickel pearl

Basic flap door and drawers



Matt
lacquered
white X042



Matt
lacquered
shadow grey



Matt
lacquered
pearl nickel



Natural black
wood X029

Extra flap door and drawers



White
grooved
Cimento X150



Graphite grey
grooved
Cimento X151



Shadow grey
grooved
Cimento X152



Pearl nickel
grooved
Cimento X153



Lacquered
glass White
X011



Lacquered
glass black
X012



Lacquered
glass
shadow grey
X148



Lacquered
glass pearl
nickel X149